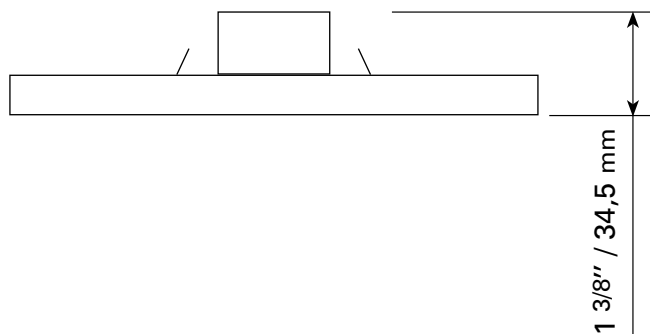
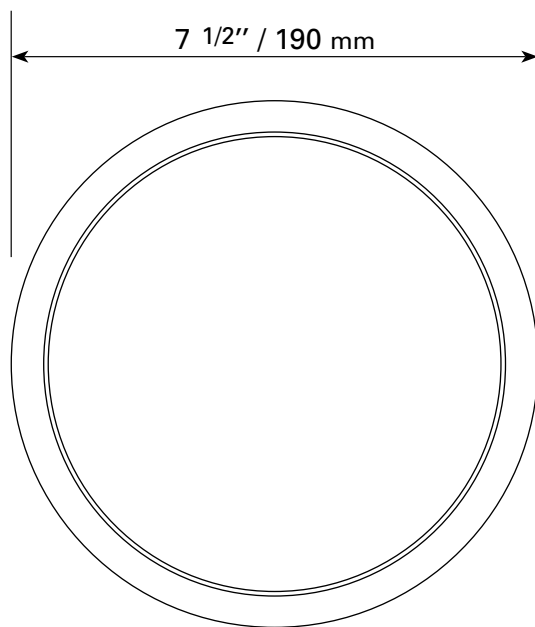


CHL7R-30K/40K

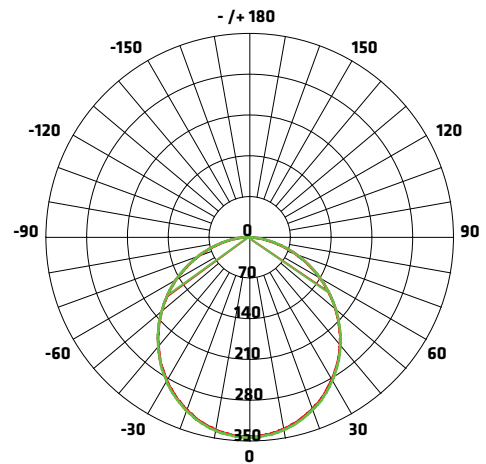
TECHNICAL SPECIFICATIONS

- Sizes: 7 1/2" dia. x 1 3/8" H
- Color: WH-White
- 120 VOLTS
- 10 Watts integrated LED
- 800 LUMENS
- Fits on an octagon junction box, mounting hardware included
- Degrees Kelvin: 3000K, 4000K, to choose with the selection button
- CRI: > 80
- SDCM: < 7
- Approved for wet locations

DIMENSIONS / CHL7R



LUMINOUS INTENSITY DISTRIBUTION DIAGRAM



AVERAGE BEAM ANGLE (50%): 111.7°

Unit: CD — CO/180,111.8° — C90/270,111.7°

FIGURE AAI

Flux out: 693.6 lm

Height	E avg	E max	Angle: 111.48 deg	Diameter
1 m	100.4	336.7 Lx		293.65 cm
2 m	25.11	84.17 Lx		587.30 cm
3 m	11.16	37.41 Lx		880.95 cm
4 m	6.277	21.04 Lx		1174.60 cm
5 m	4.018	13.47 Lx		1468.25 cm
6 m	2.790	9.352 Lx		1761.90 cm
7 m	2.050	6.871 Lx		2055.55 cm
8 m	1.569	5.260 Lx		2349.20 cm
9 m	1.240	4.156 Lx		2642.85 cm
10 m	1.004	3.367 Lx		2936.50 cm

Note: The curves indicate the illuminated area and the average illumination when the luminaire is at different distance.



4300 Grande-Allée Blvd, Boisbriand
QC, Canada J7H 1M9

450 979-0667

info@lumifaro.com
www.lumifaro.com

CLIENT:

PROJECT:

DATE: