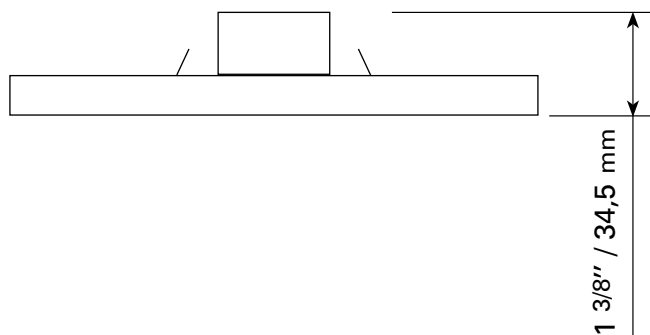
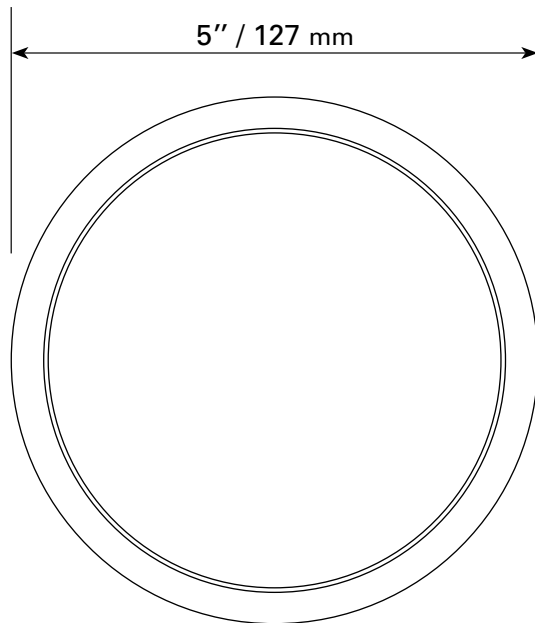


## CHL5R-30K/40K

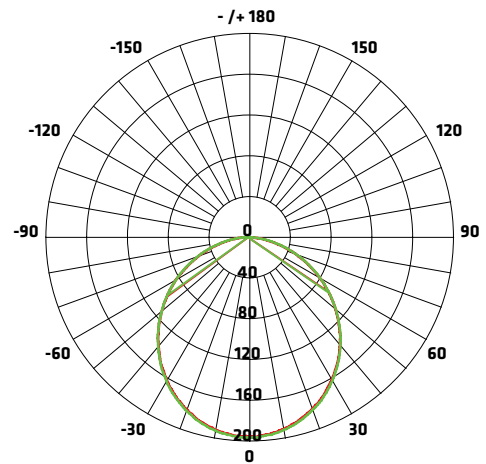
### TECHNICAL SPECIFICATIONS

- Sizes: 5" dia. x 1 3/8" H
- Color: WH-White, BS-Brushed steel, BK-Black
- 120 VOLTS
- 8 Watts integrated LED
- 500 LUMENS
- Fits on an octagon junction box, mounting hardware included
- Degrees Kelvin: 3000K, 4000K, to choose with the selection button
- CRI: > 80
- SDCM: < 7
- Approved for wet locations

### DIMENSIONS / CHL5R



### LUMINOUS INTENSITY DISTRIBUTION DIAGRAM



AVERAGE BEAM ANGLE (50%): 108.8°

Unit: CD — CO/180,108.8° — C90/270,108.9°

### FIGURE AAI

Flux out: 391.0 1m

Height	E avg	E max	Angle: 108.80 deg	Diameter
1 m	61.02	198.2 Lx		279.36 cm
2 m	15.25	49.56 Lx		558.71 cm
3 m	6.779	22.02 Lx		838.07 cm
4 m	3.813	12.39 Lx		1117.43 cm
5 m	2.441	7.929 Lx		1396.78 cm
6 m	1.695	5.506 Lx		1676.14 cm
7 m	1.245	4.045 Lx		1955.50 cm
8 m	0.9534	3.097 Lx		2234.85 cm
9 m	0.7583	2.447 Lx		2514.21 cm
10 m	0.6102	1.982 Lx		2793.57 cm

Note: The curves indicate the illuminated area and the average illumination when the luminaire is at different distance.



4300 Grande-Allée Blvd, Boisbriand  
QC, Canada J7H 1M9

450 979-0667

info@lumifaro.com  
www.lumifaro.com

CLIENT:
PROJECT:
DATE: